



State of New Mexico
Office of the Governor

Bill Richardson
Governor

November 23, 2009

Secretary Arne Duncan
Secretary of Education
U.S. Department of Education
400 Maryland Avenue SW
Washington, DC 20202-0008

Dear Secretary Duncan:

Enclosed please find the State of New Mexico's proposed amendments to the approved State Fiscal Stabilization Application.

New Mexico must amend its application as there have been changes to the reported levels of State support that were used to calculate restoration amounts. The changes occurred due to legislatively enacted budget revisions since the original submission.

Thank you for your consideration of these amendments and I encourage you to contact Katherine Miller, Secretary of the Department of Finance and Administration, at (505) 827-4985, should you require additional information.

Sincerely,

A handwritten signature in cursive script that reads "Bill Richardson".

Bill Richardson
Governor of New Mexico

BR/fl

Enclosure(s)

STATE FISCAL STABILIZATION FUND APPLICATION

**PART 1: APPLICATION COVER SHEET
(CFDA Nos. 84.394 and 84.397)**

Legal Name of Applicant (Office of the Governor): New Mexico Office of the Governor	Applicant's Mailing Address: State Capitol Building Santa Fe, New Mexico 87501
State Contact for the Education Stabilization Fund (CFDA No. 84.394) Name: Katherine B. Miller Position and Office: Secretary, Department of Finance and Administration Contact's Mailing Address: Bataan Memorial Building, Room 180 Santa Fe, New Mexico 87501 Telephone: 505-827-4985 Fax: 505-827-4984 E-mail address: KatherineB.Miller@state.nm.us	State Contact for the Government Services Fund (CFDA No. 84.397) <i>(Enter "same" if the same individual will serve as the contact for both the Education Stabilization Fund and the Government Services Fund.)</i> Name: Katherine B. Miller Position and Office: Secretary, Department of Finance and Administration Contact's Mailing Address: Bataan Memorial Building Room 180 Santa Fe, New Mexico 87501 Telephone: 505-827-4985 Fax: 505-827-4984 E-mail address: KatherineB.Miller@state.nm.us
To the best of my knowledge and belief, all of the information and data in this application are true and correct.	
Governor or Authorized Representative of the Governor (Printed Name): Bill Richardson, Governor <i>Bill Richardson</i>	Telephone: 505-476-2200
Signature of Governor or Authorized Representative of the Governor:	Date: <i>12.16.09</i>
Recommended Statement of Support from the Chief State School Officer (Optional): The State educational agency will cooperate with the Governor in the implementation of the State Fiscal Stabilization Fund program.	
Chief State School Officer (Printed Name): Veronica Garcia, Secretary, Public Education Department	Telephone: 505-827-6688
Signature of the Chief State School Officer: <i>Veronica C. Garcia</i>	Date: <i>12.16.09</i>

Form Approved OMB Number: 1810-0690; Expiration Date: 9/30/2009

Bill Richardson
Authorized Signature

Dec 15, 2009
Date

PART 4, SECTION C: MAINTENANCE-OF-EFFORT BASELINE DATA

SPECIAL NOTES:

- A State has some flexibility in determining the "levels of State support" for MOE purposes. For example, for the purpose of the elementary and secondary education MOE requirements, a State may use the level of support that the State provides through its primary elementary and secondary funding formulae, or it may use other relevant data. See Appendix C – Instructions for Part 4: Maintenance of Effort.

- 1. Levels of State support for elementary and secondary education** (the amounts may reflect the levels of State support on either an aggregate basis or a per-student basis):

FY 2006	<u>\$ 1,967,762,300</u>
FY 2009*	<u>\$ 2,359,737,500</u>
FY 2010*	<u>\$ 2,105,762,200</u>
FY 2011*	<u>\$ TBD</u>

(* Provide data to the extent that data are currently available.)


- 2. Levels of State support for public institutions of higher education** (enter amounts for each year):

FY 2006	<u>\$ 574,120,400</u>
FY 2009*	<u>\$ 671,607,800</u>
FY 2010*	<u>\$ 642,866,900</u>
FY 2011*	<u>\$ TBD</u>

(* Provide data to the extent that data are currently available.)

- 3. Additional Submission Requirements:** In an attachment to the application –
- (a) Identify and describe the data sources used in determining the levels of State support for elementary and secondary education; - and -
 - (b) Identify and describe the data sources used in determining the levels of State support for public IHEs.


Authorized Signature


Date

PART 5, SECTION A: STATE USES OF THE EDUCATION STABILIZATION FUND

SPECIAL NOTES:

- Section A of Part 5 requests data on the Education Stabilization Fund (CFDA No. 84.394). In completing this portion of the application, please refer to Appendix D – Instructions for Part 5: State Uses of Funds.
- At a later date, the Department will collect data on the levels of State support for elementary, secondary, and postsecondary education in FY 2011.
- These data may differ from the data in the levels of support for maintenance-of-effort purposes. See instructions in Appendix D.
- The term “postsecondary education” refers to public IHEs.

1. Levels of State Support for Elementary, Secondary, and Postsecondary Education

Provide the following data on the levels of State support for elementary, secondary, and postsecondary education:

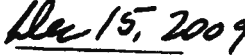
- | | |
|---|-------------------------|
| (a) Level of State support for elementary and secondary education in FY 2008 provided through the State's primary elementary and secondary education funding formulae | <u>\$ 2,272,533,900</u> |
| (b) Level of State support for public IHEs in FY 2008 | <u>\$ 662,593,100</u> |
| (c) Level of State support for elementary and secondary education in FY 2009 provided through the State's primary elementary and secondary education funding formulae | <u>\$ 2,359,737,500</u> |
| (d) Level of State support for public IHEs in FY 2009 | <u>\$ 671,607,800</u> |
| (e) Level of State support for elementary and secondary education in FY 2010 provided through the State's primary elementary and secondary education funding formulae | <u>\$ 2,105,762,200</u> |
| (f) Level of State support for public IHEs in FY 2010 | <u>\$ 642,866,900</u> |

Additional Information: Did the State, prior to October 1, 2008, approve formula increases to support elementary and secondary education in FY 2010 or 2011, or to phase in State equity and adequacy adjustments?*

Yes

No


Authorized Signature


Date

State's Primary Education Funding Formulae

Additional Submission Requirement: In an attachment to the application, identify and describe each of the State's primary elementary and secondary education funding formulae that were used in determining the calculations provided above for the levels of State support for elementary and secondary education.

2. Data on State Support for Postsecondary Education

Additional Submission Requirement: In an attachment to the application, identify and describe the specific State data sources that were used in determining the calculations provided above for the levels of State support for public IHEs.

3. Restoration Amounts

Based on the Worksheets included in Appendix D, calculate and provide the amount of Education Stabilization funds that the State will use to restore the levels of State support for elementary, secondary, and postsecondary education in FYs 2009 and 2010. As explained in the Instructions in Appendix D, a State must determine the amount of funds needed to restore fully the levels of State support for elementary, secondary, and postsecondary education in FY 2009 before determining the amount of funds available to restore the levels of such support in FY 2010.

SPECIAL NOTES:

- At a later date, the Department will collect data on the amount of funds, if any, that remain available to (1) restore the levels of State support for elementary, secondary, and postsecondary education in FY 2011, and (2) award subgrants to local educational agencies (LEAs) based on their proportionate shares of funding under Part A of Title I of the ESEA.
- The calculations for these data must be based on the State's total Education Stabilization Fund allocation as reflected in Appendix A and not on the State's initial Education Stabilization Fund award.
- Although the State must follow the Instructions in Appendix D, in order to determine the amount of funds that LEAs and IHEs will receive under the program (i.e., the "restoration amounts"), the Governor has discretion in determining when to release these funds to LEAs and IHEs.

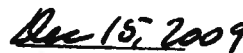
(a) Amount of the State's total Education Stabilization Fund allocation to be used to restore the level of State support for elementary and secondary education in FY 2009

\$ 0

(b) Amount of the State's total Education Stabilization Fund allocation to be used to restore the level of State support for public IHEs in FY 2009

\$ 0


Authorized Signature


Date

Restoration Amounts (continued)

(c) Amount of the State's total Education Stabilization Fund allocation to be used to restore the level of State support for elementary and secondary education in FY 2010	<u>\$ 233,960,500</u>
(d) Amount of the State's total Education Stabilization Fund allocation to be used to restore the level of State support for public IHEs in FY 2010	<u>\$ 26,475,900</u>
(e) Amount of funds, if any, remaining after restoring State support for elementary, secondary, and postsecondary education in FY 2009 and FY 2010	<u>\$ 0</u>

4. Process for Awarding Funds to Public IHEs

Additional Submission Requirement: Amending the attachment to the application, following is the process that the State will use to determine the amount of funding that individual public IHEs will receive from the funds that the State sets aside to restore the levels of State support for these institutions.

New Mexico plans to allocate the state fiscal stabilization restoration amounts to the 25 public institutions of higher education, comprised of seven universities, a health sciences center, and 17 community colleges, to proportionately restore reductions in Instruction and General funding. In FY10, the budgets for these 25 institutions were reduced in a number of ways in regards to the methodology of the regular funding formula to balance the state's budget. These reductions were applied to numerous components of the formula, including funding for operations and building renewal and replacement. The amounts will be pro-rated among the institutions and distributed accordingly. See Calculation Schedule Attachment A with corresponding explanation of calculation methodology and definitions.


Authorized Signature

Dec 15, 2009
Date

PART 5, SECTION B: STATE USES OF THE GOVERNMENT SERVICES FUND

SPECIAL NOTES:

- Section B of Part 5 requests data on the Government Services Fund (CFDA No. 84.397).
- In this section, provide preliminary estimates of the percentage of the Government Services Fund that the State intends to spend under various broad categories (to the extent such estimates are available). The total percentages in the chart should equal 100 percent.
- To the extent such estimates are available, the estimated percentages must be based on the State's total Government Services Fund allocation and not on the State's initial Government Services Fund award.

Uses of the Government Services Fund

Category	Estimated Percentage of Funds to Be Used
Public Safety	
Elementary and secondary education (excluding modernization, renovation, or repair of public school facilities)	16%
Public IHEs (excluding modernization, renovation, or repair of IHEs)	
Modernization, renovation, or repair of public school facilities	
Modernization, renovation, or repair of IHEs	
Medicaid	
Public assistance	
Transportation	3%
Other (local projects and administrative costs)	2%
Undetermined	1%
TOTAL	78%
	100%

New Mexico has officially committed the following funds from this federal appropriation: \$9.4 million allocated to the Public Education Department for elementary and secondary initiatives; \$2.0 million allocated to the Human Services Department for the General Assistance Program in FY10; \$643,500 for operation of the Rail Runner commuter rail service; and \$1.0 million for administration of stimulus funding. New Mexico has not officially committed funds from this federal award to any other specific projects. Final review of potential projects to be funded is underway and the final allocation will take into consideration the FY09 revenue performance and FY10 outlook.



 Authorized Signature

Dec 15, 2009

 Date

**WORKSHEETS FOR PART 5, SECTION A: STATE USES OF EDUCATION
STABILIZATION FUNDS –
CALCULATING THE RESTORATION AMOUNTS
(CFDA No. 84.394)**

SPECIAL NOTES:

- The calculations in the worksheets and the data provided in Section A of Part 5 of the application must be based on each State's total Education Stabilization Fund allocation as reflected in Appendix A and not on the amount of the State's initial Education Stabilization Fund award.
- The term "postsecondary education" means public higher education.

WORKSHEET 1-A: Calculating the amount of a State's total Education Fund allocation to be used to restore the level of State support for elementary, secondary, and postsecondary education in FY 2009

Line	Information	Amount
1.	Amount of the State's total Education Stabilization Fund allocation.	\$260,436,399
2.	Either the actual amount of State funds that the State provided through its primary elementary and secondary education funding formulae in FY 2008, or a prior-enacted amount of State funds that the State provided or will provide through its primary elementary and secondary education funding formulae in FY 2009.	\$2,272,533,900
3.	Either the actual amount of State support for public institutions of higher education (IHEs) in FY 2008 or a prior-enacted amount of State support for public IHEs in FY 2009.	\$662,593,100
4.	Actual or projected amount of State funds that the State provided or will provide through its primary elementary and secondary education funding formulae in FY 2009.	\$2,359,737,500
5.	Actual or projected amount of State support for public IHEs in FY 2009.	\$671,607,800
6.	If the amount on Line 4 is greater than the amount on Line 2, enter 0; if the amount on Line 2 is greater than the amount on Line 4, enter the difference.	\$0
7.	If the amount on Line 5 is greater than the amount on Line 3, enter 0; if the amount on Line 3 is greater than the amount on Line 5, enter the difference.	\$0
8.	Enter the sum of the amounts on Line 6 and Line 7. This is the amount of funds needed to restore fully the levels of State support for elementary, secondary, and postsecondary education in FY 2009. If the amount on Line 8 is greater than the amount on Line 1, see Worksheet 1-B for FY 2009 Shortfall calculation and do not complete lines 9, 10, 11, and 12.	\$0
9.	If the amount on Line 1 is greater than the amount on Line 8, enter the amount from Line 6. This is the amount of funds from the State's total Education Stabilization Fund allocation to be used to restore the level of State support for elementary and secondary education in FY 2009. <i>(Enter this amount in Part A of Section 5 of the Application.)</i>	\$0


Authorized Signature

Dec 15, 2009
Date

10.	If the amount on Line 1 is greater than the amount on Line 8, enter the amount from Line 7. This is the amount of funds from the State's total Education Stabilization Fund allocation to be used to restore the level of State support for postsecondary education in FY 2009. <i>(Enter this amount in Part A of Section 5 of the Application.)</i>	\$0
11.	Enter the sum of the amounts on Line 9 and Line 10. This is the amount of funds from the State's total Education Stabilization Fund allocation to be used to restore the level of State support for elementary, secondary, and postsecondary education in FY 2009.	\$0
12.	Enter amount obtained by subtracting the amount on Line 11 from the amount on Line 1. This is the amount of the State's total Education Stabilization Fund allocation remaining to restore State support for education in FY 2010. <i>(This amount is carried over to Line 1 of Worksheet 2-A or Worksheet 2-B.)</i>	\$260,436,399


 Authorized Signature

Dec 15, 2009
 Date

WORKSHEETS FOR PART 5, SECTION A: STATE USES OF EDUCATION STABILIZATION FUNDS - CALCULATING THE RESTORATION AMOUNTS

WORKSHEET 1-B: Shortfall Calculations for FY 2009

Line	Information	Amount
1.	Amount of the State's total Education Stabilization Fund allocation (Enter the amount on Line 1 of Worksheet 1-A).	\$260,436,399
2.	Total amount of shortfall in FY 2009 (Enter the amount on Line 8 of Worksheet 1-A).	\$0
3.	Amount of shortfall in State support for elementary and secondary education (Enter the amount on Line 6 of Worksheet 1-A).	\$0
4.	Amount of shortfall in State support for public IHEs (Enter the amount on Line 7 of Worksheet 1-A).	\$0
5.	Enter the amount obtained by dividing the amount on Line 3 by the amount on Line 2.	\$0
6.	Enter the amount obtained by dividing the amount on Line 4 by the amount on Line 2.	\$0
7.	Enter the amount obtained by multiplying the amount on Line 5 by the amount on Line 1. This is the amount of funds from the State's total Education Stabilization Fund allocation to be used to restore the level of State support for elementary and secondary education in FY 2009. <i>(Enter this amount in Part A of Section 5 of the Application.)</i>	\$0
8.	Enter the amount obtained by multiplying the amount on Line 6 by the amount on Line 1. This is the amount of funds from the State's total Education Stabilization Fund allocation to be used to restore the level of State support for postsecondary education in FY 2009. <i>(Enter this amount in Part A of Section 5 of the Application.)</i>	\$0

3. Data on State Support for Postsecondary Education
See Attachment Amendment.


Authorized Signature

Dec 15, 2009
Date

**WORKSHEETS FOR PART 5, SECTION A: STATE USES OF EDUCATION
STABILIZATION FUNDS - CALCULATING THE RESTORATION AMOUNTS**

WORKSHEET 2-A: Calculating the amount of a State's total Education Stabilization Fund allocation to be used to restore the level of State support for elementary, secondary, and postsecondary education in FY 2010 if the State did not enact, prior to October 1, 2008, elementary and secondary education formula increases for FY 2010 or State equity and adequacy adjustments

Line	Information	Amount
1.	Amount of the State's total Education Stabilization Fund allocation remaining after restoring the level of State support for education in FY 2009 (Enter the amount on Line 12 of Worksheet 1-A).	\$260,436,399
2.	Enter the greater of (1) either the actual amount of State funds that the State provided through its primary elementary and secondary education funding formulae in FY 2008 or a prior-enacted amount of State funds that the State provided or will provide through its primary elementary and secondary education funding formulae in FY 2009 or (2) actual or projected amount of State funds that the State provided or will provide through its primary elementary and secondary education funding formulae in FY 2009. (i.e., Enter the greater of the amounts on Lines 2 and 4 of Worksheet 1-A).	\$2,359,737,500
3.	Enter the greater of (1) either the actual amount of State support for public institutions of higher education (IHEs) in FY 2008 or a prior-enacted amount of State support for public IHEs in FY 2009 or (2) actual or projected amount of State support for public IHEs in FY 2009 the amounts of State support for public institutions of higher education (IHEs) in FY 2008 and FY 2009. (i.e., Enter the greater of the amounts on Lines 3 and 5 of Worksheet 1-A).	\$671,607,800
4.	Projected amount that the State will provide through its primary elementary and secondary education funding formulae in FY 2010.	\$2,105,762,200
5.	Projected amount of State support for public IHEs in FY 2010.	\$642,866,900
6.	If the amount on Line 4 is greater than the amount on Line 2, enter 0; if the amount on Line 2 is greater than the amount on Line 4, enter the difference.	\$253,975,300
7.	If the amount on Line 5 is greater than the amount on Line 3, enter 0; if the amount on Line 3 is greater than the amount on Line 5, enter the difference.	\$28,740,900
8.	Enter the sum of the amounts on Line 6 and Line 7. This is the amount of funds needed to restore fully the levels of State support for elementary, secondary, and postsecondary education in FY 2010. If the amount on Line 8 is greater than the amount on Line 1, see Worksheet 2-C for Shortfall calculations and do not complete lines 9, 10, 11 and 12.	\$282,716,200
9.	If the amount on Line 1 is greater than the amount on Line 8, enter the amount from Line 6. This is the amount of funds from the State's total Education Stabilization Fund allocation to be used to restore the level of State support for elementary and secondary education in FY 2010. <i>(Enter this amount in Part A of Section 5 of the Application.)</i>	
10.	If the amount on Line 1 is greater than the amount on Line 8, enter the amount from Line 7. This is the amount of funds from the State's total Education Stabilization Fund allocation to be used to restore the level of State support for postsecondary education in FY 2010. <i>(Enter this amount in Part A of Section 5 of the Application.)</i>	
11.	Enter the sum of the amounts on Line 9 and Line 10. This is the amount of funds from the State's total Education Stabilization Fund allocation to be used to restore the level of State support for elementary, secondary, and postsecondary education in FY 2010.	
12.	Enter the amount obtained by subtracting the amount on Line 11 from the amount on Line 1. This is the amount of the State's total Education Stabilization Fund allocation remaining to restore the levels of State support for education in FY 2011.	


Authorized Signature

Dec 15, 2009
Date

**WORKSHEETS FOR PART 5, SECTION A: STATE USES OF EDUCATION
STABILIZATION FUNDS - CALCULATING THE RESTORATION AMOUNTS**

WORKSHEET 2-C: Shortfall Calculations for FY 2010 in cases in which the State did not enact, prior to October 1, 2008, elementary and secondary education formula increases for FY 2010 or State equity and adequacy

Line	Information	Amount
1.	Amount of the State's total Education Stabilization Fund allocation remaining after restoring the level of State support for education in FY 2009 (Enter the amount on Line 1 of Worksheet 2-A).	\$260,436,399
2.	Total amount of shortfall in FY 2010 (Enter the amount on Line 8 of Worksheet 2-A).	\$282,716,200
3.	Amount of shortfall in State support for elementary and secondary education (Enter the amount on Line 6 of Worksheet 2-A).	\$253,975,300
4.	Amount of shortfall in State support for public IHEs (Enter the amount on Line 7 of Worksheet 2-A).	\$28,740,900
5.	Enter the amount obtained by dividing the amount on Line 3 by the amount on Line 2.	89.8%
6.	Enter the amount obtained by dividing the amount on Line 4 by the amount on Line 2.	10.2%
7.	Enter the amount obtained by multiplying the amount on Line 5 by the amount on Line 1. This is the amount of funds from the State's total Education Stabilization Fund allocation to be used to restore the level of State support for elementary and secondary education in FY 2010. <i>(Enter this amount in Part A of Section 5 of the Application.)</i>	\$233,960,500
8.	Enter the amount obtained by multiplying the amount on Line 6 by the amount on Line 1. This is the amount of funds from the State's total Education Stabilization Fund allocation to be used to restore the level of State support for postsecondary education in FY 2010. <i>(Enter this amount in Part A of Section 5 of the Application.)</i>	\$26,475,900


Authorized Signature

Dec 15, 2009
Date

ATTACHMENT AMENDMENT

Part 4, Section C: Maintenance of Effort Baseline Data

3. Additional Submission Requirements: Attachment to Application

(b) Identify and describe the data sources used in determining the levels of State Support for public IHE's.

Response: The data sources used in determining State support levels of funding for public IHE's are based on the allocations listed in the New Mexico General Appropriations Act for IHE's. The New Mexico Higher Education Department provides the worksheets that detail such allocations, which include supportive data used in calculating the Instruction and General Formula as well as direct project appropriations that support higher education for corresponding years.

Part 5, Section A: State Uses of the Education Stabilization Fund

3. Data on State Support for Postsecondary Education

Additional Submission Requirement: In an attachment to the application, identify and describe the specific State data sources that were used in determining the calculations provided above for the levels of State support for public IHE's.

Response: The data sources used in determining State support levels of funding for public IHE's are based on the allocations listed in the New Mexico General Appropriations Act for IHE's. The New Mexico Higher Education Department provides the worksheets that detail such allocations, which include supportive data used in calculating the Instruction and General Formula as well as direct project appropriations that support higher education for corresponding years.

In New Mexico, state support of IHEs includes:

1. Instruction and General (I&G) funding formula, including University of New Mexico Health Sciences Center, and excluding I&G formula 3% scholarship program funding.
2. Funding from the State Land and Permanent Fund.

New Mexico did not include IHE-specific funding, research and public service projects or non-recurring expenditures in its computation of state support of IHEs for the State Fiscal Stabilization Fund.

5. Process for Awarding Funds to Public IHEs

Additional Submission Requirement: In an attachment to the application, describe the process that the State will use to determine the amount of funding individual public IHEs will receive from the funds that the State sets aside to restore the levels of State support for these institutions.

Response:

New Mexico plans to allocate the state fiscal stabilization restoration amounts to the 25 public institutions of higher education, comprised of seven universities, a health sciences center, and 17 community colleges, to proportionately restore reductions in Instruction and General funding. In FY10, the budgets for these 25 institutions were reduced in a number of ways in regards to the methodology of the regular funding formula to balance the state's budget. These reductions were applied to numerous components of the formula, including funding for operations and building renewal and replacement. The amounts will be pro-rated among the institutions and distributed accordingly.

See Calculation Schedule Attachment A with corresponding explanation of calculation methodology and definitions.


Authorized Signature

Dec 15, 2009
Date

Application Entry Fields
(Fill out yellow cells)

Page 6

1. Levels of State support for elementary and secondary education

FY 2006	<u>\$1,967,762,300</u>
FY 2009*	<u>\$2,359,737,500</u>
FY 2010*	<u>\$2,105,762,200</u>
FY 2011*	<u>TBD</u>

2. Levels of State support for public institutions of higher education

FY 2006	<u>\$574,120,400</u>
FY 2009*	<u>\$671,607,800</u>
FY 2010*	<u>\$642,866,900</u>
FY 2011*	<u>TBD</u>

Page 7

1. Levels of State Support for Elementary, Secondary, and Postsecondary Education

(a)

Level of State support for elementary and secondary education in FY 2008 provided through the State's primary elementary and secondary education funding formulae \$2,272,533,900

(b)

Level of State support for public IHEs in FY 2008 \$662,593,100

(c)

Level of State support for elementary and secondary education in FY 2009 provided through the State's primary elementary and secondary education funding formulae \$2,359,737,500

(d)

Level of State support for public IHEs in FY 2009 \$671,607,800

(e)

Level of State support for elementary and secondary education in FY 2010 provided through the State's primary elementary and secondary education funding formulae \$2,105,762,200

(f)

Level of State support for public IHEs in FY 2010 \$642,866,900

1. Restoration Amounts

(a)	Amount of the State's total Education Stabilization Fund allocation to be used to restore the level of State support for elementary and secondary education in FY 2009	<u>\$0</u>
(b)	Amount of the State's total Education Stabilization Fund allocation to be used to restore the level of State support for public IHEs in FY 2009	<u>\$0</u>
(c)	Amount of the State's total Education Stabilization Fund allocation to be used to restore the level of State support for elementary and secondary education in FY 2010	<u>\$233,960,500</u>
(d)	Amount of the State's total Education Stabilization Fund allocation to be used to restore the level of State support for public IHEs in FY 2010	<u>\$26,475,900</u>
(e)	Amount of funds, if any, remaining after restoring State support for elementary, secondary, and postsecondary education in FY 2009 and FY 2010	<u>\$0</u>

Uses of the Government Services Fund

Category	Estimated Percentage of
Public Safety	0%
Elementary and secondary education (excluding modernization, renovation, or repair of public school facilities)	16%
Public IHEs (excluding modernization, renovation, or repair of IHEs)	0%
Modernization, renovation, or repair of public school facilities	0%
Modernization, renovation, or repair of IHEs	0%
Medicaid	0%
Public assistance	3%
Transportation	2%
Other (please describe)	1%
Undetermined	78%
TOTAL	100%

NEW MEXICO HIGHER EDUCATION DEPARTMENT
State Fiscal Stabilization Grant - Title XIV, Sec. 14002 (a) - State Support for Higher Education
FY10 "Budget-balancing" I&G Adjustments and Proposed ARRA Allocation

Higher Education Institution	Unfunded Portion Sq Ft	Tuition Credit 2.5%/18%	Institutional Support reduced 5.5%	ER&R reduced by 50%	BR&R reduced to 67.5%	HB17/33 reduced I&G 4%	ER&R reduced 3% (HED)	Total "extra" Adjustments	Percent Share	rounded		
										Phase 1 Allocation	Phase 2 Allocation	Total Allocation
NIM Institute of Mining & Technology	(14.3)	(238.4)	(323.0)	(457.3)	(56.8)	(1,155.5)	(5.2)	(2,250.5)	4.20%	653.4	459.9	1,113.3
New Mexico State University	(438.4)	(1,606.3)	1,242.3	(1,081.5)	(195.2)	(4,977.3)	(27.3)	(9,568.3)	17.88%	2,777.8	1,955.3	4,733.1
University of New Mexico	(2,249.3)	(2,769.4)	(2,266.0)	(2,422.9)	(361.8)	(7,438.1)	(44.0)	(17,551.5)	32.79%	5,095.5	3,586.6	8,682.1
UNM Health Sciences Center	0.0	(121.1)	(670.9)	(614.6)	0.0	(2,456.0)	(15.7)	(3,878.3)	7.25%	1,125.9	792.5	1,918.4
Eastern New Mexico University	280.9	(229.1)	(271.6)	(206.3)	(64.7)	(1,064.3)	(5.0)	(1,560.1)	2.91%	432.9	318.8	751.7
New Mexico Highlands University	335.0	(188.6)	(295.1)	(108.5)	(43.0)	(1,147.1)	(4.7)	(1,452.2)	2.71%	421.6	296.8	718.4
Northern New Mexico College	66.2	(35.6)	(147.8)	(143.4)	(26.7)	(425.0)	(1.8)	(714.1)	1.33%	207.3	145.9	353.2
Western New Mexico University	12.2	(149.9)	(193.4)	(158.8)	(36.2)	(653.2)	(3.5)	(1,182.8)	2.21%	343.4	241.7	585.1
ENMU Roswell	167.3	(80.4)	(162.2)	(166.0)	(18.9)	(578.5)	(2.7)	(841.4)	1.57%	244.3	171.9	416.2
ENMU Ruidoso	(48.6)	(8.3)	(28.0)	(8.5)	(1.3)	(69.8)	(0.3)	(164.8)	0.31%	47.8	33.7	81.5
NMSU Alamogordo	(42.0)	(65.3)	(74.1)	(18.4)	(6.8)	(287.9)	(1.3)	(495.8)	0.93%	143.9	101.3	245.2
NMSU Carlsbad	0.0	(20.6)	(48.8)	(54.0)	(5.2)	(175.2)	(0.9)	(304.7)	0.57%	88.5	62.3	150.8
NMSU Dona Ana	(224.2)	(174.5)	(134.3)	(82.3)	(7.6)	(912.8)	(4.3)	(1,440.0)	2.69%	418.1	294.3	712.4
NMSU Grants	31.0	(17.7)	(36.9)	(8.4)	(9.2)	(132.6)	(0.5)	(174.3)	0.33%	50.6	35.6	86.2
UNM Gallup	12.7	(74.6)	(98.6)	(64.2)	(18.6)	(392.0)	(2.1)	(637.4)	1.19%	185.0	130.3	315.3
UNM Los Alamos	2.7	(11.5)	(40.7)	(18.0)	(1.3)	(91.8)	(0.6)	(161.2)	0.30%	46.8	32.9	79.7
UNM Taos	(33.2)	(24.3)	(69.7)	(13.2)	(1.4)	(95.5)	(0.7)	(239.0)	0.45%	69.4	48.8	118.2
UNM Valencia	(119.3)	(42.7)	(76.1)	(61.4)	(2.0)	(215.5)	(1.2)	(518.2)	0.97%	150.4	105.9	256.3
Central NM Community College	999.5	(479.7)	(907.9)	(638.9)	(37.8)	(1,929.0)	(14.9)	(5,007.3)	9.36%	1,453.7	1,023.3	2,477.0
Clovis Community College	(49.9)	(59.8)	(78.3)	(71.4)	(8.5)	(365.8)	(1.8)	(653.6)	1.22%	189.7	133.6	323.3
Luna Community College	8.8	(20.6)	(124.6)	(69.3)	(5.8)	(334.5)	(1.4)	(547.4)	1.02%	158.9	111.9	270.8
Mesa Community College	(41.7)	(16.1)	(38.1)	(19.5)	(1.8)	(143.2)	(0.5)	(258.9)	0.48%	75.2	52.9	128.1
New Mexico Junior College	(189.7)	(68.8)	(140.6)	(210.1)	(22.1)	(287.1)	(2.5)	(920.9)	1.72%	287.3	188.2	475.5
San Juan College	(29.8)	(130.6)	(340.2)	(407.0)	(15.8)	(861.1)	(5.0)	(1,790.5)	3.35%	519.8	365.9	885.7
Sartre Community College	(264.3)	(62.9)	(281.0)	(254.4)	(3.1)	(339.9)	(4.0)	(1,209.6)	2.26%	351.2	247.2	598.4
TOTAL	(3,827.4)	(6,697.0)	(8,085.8)	(7,358.3)	(951.7)	(26,449.7)	(152.9)	(53,522.8)	100.00%	15,538.4	10,937.5	26,475.9

Column A - Institution of Higher Education Name
 Column B - Unfunded portion of square footage from FY10 - approximately two thirds of square footage determined by audit
 Column C - Tuition Credit - 2009 Legislature imposed a 2.5% tuition revenue credit on residents and 8% on non-residents
 Column D - Institutional Support - Legislature imposed a 5.5% reduction to institutions on administrative support functions
 Column E - ER&R - Equipment Renewal and Replacement reduced from 70% to 67.5% in 2009 Legislative Session
 Column F - BR&R - Building Renewal and Replacement reduced from 46.5% to 23.25% in 2009 Legislative Session
 Column G - HB17/33 - 2009 Special Legislative Session bill reduced instruction and general b 4% to each IHE in FY10
 Column H - ERB reduced - Educational retirement employer contribution increases reduced by 3% through the Higher Education Department
 Column I - Total "extra" Adjustments - Legislatively enacted adjustments to balance the state budget
 Column J - Percent Share - IHE share of total adjustments/reductions
 Column K - Phase 1 Allocation - amount anticipated proportionately by institution in phase one
 Column L - Phase 2 Allocation - amount anticipated proportionately by institution in phase two
 Column M - Total Allocation - Total amount of fund - by IHE (Phase one and two)
 Row 31 - Total - each column total